

manages aging effects. The intent of the AMP is to detect, monitor, and mitigate aging effects that could impact the safe storage of spent fuel. The AMP is required under the provisions of Section 72.42, "Duration of license; renewal," paragraph (a)(2) and Section 72.240, "Conditions for spent fuel storage cask renewal," paragraph (c)(3), for storage cask renewals. An AMP includes subcomponents such as: (1) Dry shielded canister external surfaces, (2) concrete cask, (3) transfer cask, (4) transfer cask lifting yoke, (5) cask support platform, and (6) high burnup fuel. Since high burnup fuel is included as an AMP for license renewal, this provides defense-in-depth in ensuring the integrity of the fuel cladding during periods of extended operation.

The NRC staff uses the guidance in NUREG-1927, "Standard Review Plan for Renewal of Spent Fuel Dry Cask Storage System Licenses and Certificates of Compliance," published in March 2011 (ADAMS Accession No. ML111020115) in reviewing renewal applications for spent fuel dry cask storage systems and certificates of compliance.

The NUREG-1927 is currently being revised to update guidance and to include information gained from the work previously discussed in this document. The revision to NUREG-1927 was noticed for public comment in the **Federal Register** on July 7, 2015 (80 FR 38780). The AMPs are consistent with 10 program elements that are described in NUREG-1927, including items such as the scope; preventive actions; parameters monitored or inspected; and detection of aging effects before there is a loss of any structure and component function, etc. The AMPs will help ensure timely detection, mitigation, and monitoring of any degradation mechanisms.

An example of NRC staff's review of license renewal applications that include an AMP for high burnup fuel is the recently completed review of the license renewal application for the Calvert Cliffs ISFSI in October 2014 (ADAMS Package Accession No. ML14274A022). From this review, the NRC staff determined that the Calvert Cliffs ISFSI had met the requirements of 10 CFR 72.42(a), which addresses the duration of a license and renewal of such license. As previously discussed in this document, 10 CFR 72.42(a)(2) has a specific requirement for an AMP. The NRC staff concluded in the safety evaluation for this renewal (ADAMS Accession No. ML14274A038) that the dry cask storage systems are still robust and could be renewed.

Additionally, the NRC has a defense-in-depth approach to safety that includes (1) requirements to design and operate spent fuel storage systems that minimize the possibility of degradation; (2) requirements to establish competent organizations staffed with experienced, trained, and qualified personnel; and (3) NRC inspections to confirm safety and compliance with requirements. Based on the NRC's current requirements, licensee maintenance and review programs, and NRC inspections, the NRC staff is confident that issues will be identified early to allow corrective actions to be taken in a timely fashion.

In summary, the NRC has made significant progress on relevant regulatory efforts and evaluations discussed earlier in this document and information gained from that work contributed to current revisions of regulatory guidance, standard review plans, and the NRC staff's reviews of renewal applications. Based on the work performed to date, the results do not indicate a need to revise the regulations. Based on the NRC's review of the petition, the specific changes requested by the petitioner are not necessary to ensure safety and security. The storage and transportation regulations are robust, adequate, and sufficiently compatible to ensure safe and secure storage and transportation of spent nuclear fuel. The NRC staff continues to review and evaluate the storage of spent nuclear fuel and the safety of storage casks and ISFSIs. If a potential health, safety, or security issue is identified, the NRC will take action to address the concern.

III. Conclusion

For the reasons cited in this document, the NRC is denying the petitioner's two requests from PRM-72-6 that were deferred pending additional research and evaluation on the storage of spent fuel storage. After completing its research, the NRC has concluded that the current regulatory requirements are adequate to protect public health and safety.

Dated at Rockville, Maryland, this 20th day of June, 2016.

For the Nuclear Regulatory Commission.

Annette L. Vietti-Cook,

Secretary of the Commission.

[FR Doc. 2016-14998 Filed 6-23-16; 8:45 am]

BILLING CODE 7590-01-P

DEPARTMENT OF ENERGY

10 CFR Parts 429 and 430

[Docket No. EERE-2016-BT-TP-0023]

RIN 1904-AD70

Energy Efficiency Program: Test Procedure for Televisions; Request for Information

AGENCY: Office of Energy Efficiency and Renewable Energy, Department of Energy.

ACTION: Request for Information (RFI).

SUMMARY: The U.S. Department of Energy (DOE) is initiating a rulemaking to consider whether revisions are needed to the test procedure for televisions. To inform interested parties and to facilitate this process, DOE has gathered data and identified several issues associated with the current DOE test procedure on which DOE is particularly interested in receiving comment. The issues outlined in this document mainly concern on-mode power measurement. DOE welcomes written comments from the public on any subject within the scope of the television test procedure (including topics not specifically raised in this request for information).

DATES: Written comments and information are requested on or before July 25, 2016.

ADDRESSES: Interested persons are encouraged to submit comments using the Federal eRulemaking Portal at <http://www.regulations.gov>. Follow the instructions for submitting comments. Alternatively, interested persons may submit comments, identified by docket number EERE-2016-BT-TP-0023, by any of the following methods:

- *Email:* Televisions2016TP0023@ee.doe.gov. Include docket number EERE-2016-BT-TP-0023 in the subject line of the message.

- *Mail:* Ms. Brenda Edwards, U.S. Department of Energy, Building Technologies Program, Mailstop EE-5B, EERE-2016-BT-TP-0023, 1000 Independence Avenue SW., Washington, DC 20585-0121. Phone: (202) 586-2945. Please submit one signed paper original.

- *Hand Delivery/Courier:* Ms. Brenda Edwards, U.S. Department of Energy, Building Technologies Program, 6th Floor, 950 L'Enfant Plaza SW., Washington, DC 20024. Phone: (202) 586-2945. Please submit one signed paper original.

Instructions: All submissions received must include the agency name and docket number for this rulemaking. No telefacsimilies (faxes) will be accepted.

Docket: For access to the docket to read background documents and comments received, go to the Federal eRulemaking Portal at <http://www.regulations.gov/>#!docketDetail;D=EERE-2016-BT-TP-0023.

FOR FURTHER INFORMATION CONTACT:

Jeremy Dommu, U.S. Department of Energy, Office of Energy Efficiency and Renewable Energy, Building Technologies Program, EE-5B, 1000 Independence Avenue SW., Washington, DC 20585-0121. Telephone: 202-586-9870. Email: televisions@ee.doe.gov.

Jennifer Tiedeman, U.S. Department of Energy, Office of the General Counsel, GC-33, 1000 Independence Avenue SW., Washington, DC 20585-0121. Telephone: 202-287-6111. Email: jennifer.tiedeman@hq.doe.gov.

For information on how to submit or review public comments, contact Ms. Brenda Edwards, U.S. Department of Energy, Office of Energy Efficiency and Renewable Energy, Building Technologies Program, Mailstop EE-5B, 1000 Independence Avenue SW., Washington, DC 20585-0121. Telephone: (202) 586-2945. Email: Brenda.Edwards@ee.doe.gov.

SUPPLEMENTARY INFORMATION:

Table of Contents

I. Introduction

II. Discussion

- A. Evaluation of the IEC Test Clip
- B. On-Mode Power Behavior With Motion Detection Functionality
 - 1. Brand X #1
 - 2. Brand X #3
 - 3. Brand Y #4
- C. Default Luminance With Motion Detection Functionality
- D. Settings That Impact Motion Detection Functionality
- E. Forced Menu

III. Submission of Comments

I. Introduction

On October 25, 2013, DOE published a final rule adopting the test procedure for televisions (“TV procedure final rule”) at appendix H to subpart B of 10 CFR part 430. 78 FR 63823. This test procedure includes methods for measuring active mode (on-mode), standby mode, and off mode power draw; screen luminance; and the annual energy use of television sets. As part of the on-mode testing, DOE adopted the use of the “International Electrotechnical Commission 62087 Edition 3: Methods of measurement for the power consumption of audio, video, and related equipment” (IEC 62087). IEC 62087 includes a video test clip on a DVD and BluRay disc to be used when conducting on-mode testing (IEC test clip), as well as screen luminance measurements (3-bar image).

The Energy Policy and Conservation Act of 1975 (42 U.S.C. 6291, *et seq.*; “EPCA”) provides DOE the authority to consider and prescribe new energy conservation test procedures for TVs. (All references to EPCA refer to the statute as amended through the Energy Efficiency Improvement Act of 2015 (EEIA 2015), Public Law 114-11 (April 30, 2015)). Specifically, section 323 of EPCA sets forth generally applicable criteria and procedures for DOE’s adoption and amendment of test procedures. EPCA provides that any test procedures prescribed or amended under this section must be reasonably designed to produce test results which measure energy efficiency, energy use, or estimated annual operating cost of a covered product during a representative average use cycle or period of use and shall not be unduly burdensome to conduct. (42 U.S.C. 6293(b)(3))

II. Discussion

A. Evaluation of the IEC Test Clip

DOE performed initial testing on three Brand X televisions (TVs), one Brand Y TV, and one Brand Z TV to determine how representative the current IEC test clip is in terms of measuring the energy use of TVs during a representative average use cycle or period of use. Table 1 has a description of each TV model DOE tested.

TABLE 1—TVS INCLUDED IN DOE’S INITIAL TESTING

| ID # | Screen size | Resolution (horizontal × vertical pixels) | Smart TV (Y/N) | Backlight | Model year |
|------------|-------------|---|----------------|-----------|------------|
| Brand X #1 | 48" | 1920 × 1080 (1080p) | Y | LED | 2015 |
| Brand X #2 | 48" | 1280 × 720 (720p) | N | LED | 2014 |
| Brand X #3 | 48" | 3840 × 2160 (4k) | Y | LED | 2015 |
| Brand Y #4 | 49" | 1920 × 1080 (1080p) | Y | LED | 2015 |
| Brand Z #5 | 48" | 1920 × 1080 (1080p) | Y | LED | 2015 |

DOE tested each TV using multiple video clips and compared the power measurements when using the IEC test clip compared to other video clips. All video clips were upconverted to the TV’s native resolution. The following video clips were used for testing:

1. IEC Test Clip

“IEC 62087 Edition 3.0 Blu-Ray Disc dynamic broadcast-content video signal.” This is the standard video clip used as per the DOE test procedure. The video is 620 seconds long, including 10 seconds each of introduction and conclusion. The main content consists of various moving scenes, each typically lasting a few seconds.

2. Recut IEC Test Clip

To create the recut IEC video, DOE edited the video in the original IEC test clip. Specifically, DOE recut the original IEC video into twenty 30-second portions, plus the 10-second introduction and conclusion, and then shuffled the order of the clip.

3. Movie 1

The Movie 1 video is a 620-second portion of the BluRay movie “Cloudy with a Chance of Meatballs.”

4. Movie 2

The Movie 2 video is a 620-second portion of a live-action movie (“National Treasure”) recorded from an HD television broadcast. There are no

commercials during this 620 second segment.

5. News

The News video is a 620-second portion of live news programming recorded from an HD television broadcast. It contains approximately 260 seconds of commercials, which occur in a single portion.

6. Sports 1

The Sports 1 video is a 620-second portion of a football game recorded from an HD (1080i) television broadcast. It contains approximately 270 seconds of commercials, which occur in two separate portions.

7. Sports 2

The Sports 2 video is a 620-second portion of a soccer game recorded from an online HD (720p) source. It does not contain any commercials.

DOE performed all this testing according to the DOE TV test procedure (except for the substituted video clip). For TVs with automatic brightness control enabled by default, DOE performed the comparisons only at 100

lux lighting because DOE expects the same behavior at all lux values. Table 2 shows the average on-mode power draw in watts (W) for the TVs tested using the various video clips described in this section.

TABLE 2—620-SECOND AVERAGE ON MODE POWER DRAW FOR EACH TESTED TV

| Video clip | Brand X #1 (W) | Brand X #2 (W) | Brand X #3 (W) | BRAND Y #4 (W) | Brand Z #5 (W) |
|-----------------|----------------|----------------|----------------|----------------|----------------|
| IEC | 52.7 | 29.7 | 91.1 | 42.6 | 69.4 |
| Recut IEC | 52.4 | 29.7 | 93.6 | 41.4 | 69.1 |
| Movie 1 | 64.0 | 29.9 | 113.2 | 58.1 | 69.0 |
| Movie 2 | 54.8 | 29.6 | 103.7 | 48.3 | 69.8 |
| News | 55.1 | 29.9 | 89.7 | 58.7 | 70.6 |
| Sports 1 | 51.7 | 29.7 | 95.2 | 52.8 | 69.7 |
| Sports 2 | 52.4 | 29.7 | 87.3 | 58.5 | 70.6 |

While there was no significant difference in power draw for the Brand X #2 or Brand Z #5 across all tested clips, Brand Y #4, Brand X #1, and Brand X #3 exhibited differences in power draw between the IEC test clips and other video sources. This difference in power draw appears to be related to the amount of motion in the video clips, discussed in further detail in the following section.

B. On-Mode Power Draw With Motion Detection Functionality

Brand X #1, Brand X #3 and Brand Y TVs have certain brightness features

enabled by default settings that are sometimes referred by “Motion Lighting” (ML) or “Motion Eye Care” (MEC). According to the description in user manuals, these features reduce the brightness of the TV when displaying high-motion content. The ML feature has two options: On and Off. The MEC feature has three options: High, Low, and Off. By default, the Brand X TVs were set to “On” and the Brand Y TV was set to “High.” DOE conducted its initial testing of these models using these default modes. DOE then disabled these features (*i.e.*, DOE set the TVs to

“ML Off” and “MEC Off,” respectively) and re-ran all of the test clips to evaluate how the features affect the TV power draw. Again, the test setup and power measurements were performed according to the DOE test procedure (except for the substituted video clips). The following sections describe the test results for each of the Brand X and Brand Y TVs.

1. Brand X #1

Table 3 shows the results of the tests for Brand X #1.

TABLE 3—620-SECOND AVERAGE POWER DRAW FOR BRAND X #1 WITH ML ON AND ML OFF

| Video | Brand X #1 (W) | | |
|-----------------|----------------|--------|------------|
| | ML On | ML Off | % Increase |
| IEC | 52.7 | 70.5 | 34 |
| Recut IEC | 52.4 | 70.4 | 34 |
| Movie 1 | 64 | 70.2 | 10 |
| Movie 2 | 54.8 | 70.3 | 28 |
| News | 55.1 | 70.4 | 28 |
| Sports 1 | 51.7 | 69.6 | 35 |
| Sports 2 | 52.4 | 70.4 | 34 |

For Brand X #1, the IEC clip showed a 34% increase in power draw when ML was off compared to “ML On,” which is the default setting. The same increase was found when the units were tested

using the Sports 1 and Sports 2 clips, but the increase was much smaller when the units were tested using Movie 1. The following power traces over the duration of each clip show in greater

detail how ML affected the TV’s on-mode power draw.

BILLING CODE 6450-01-P

Figure 1: Comparison of Power Usage of ML On versus ML Off for Brand X #1 during IEC

Video

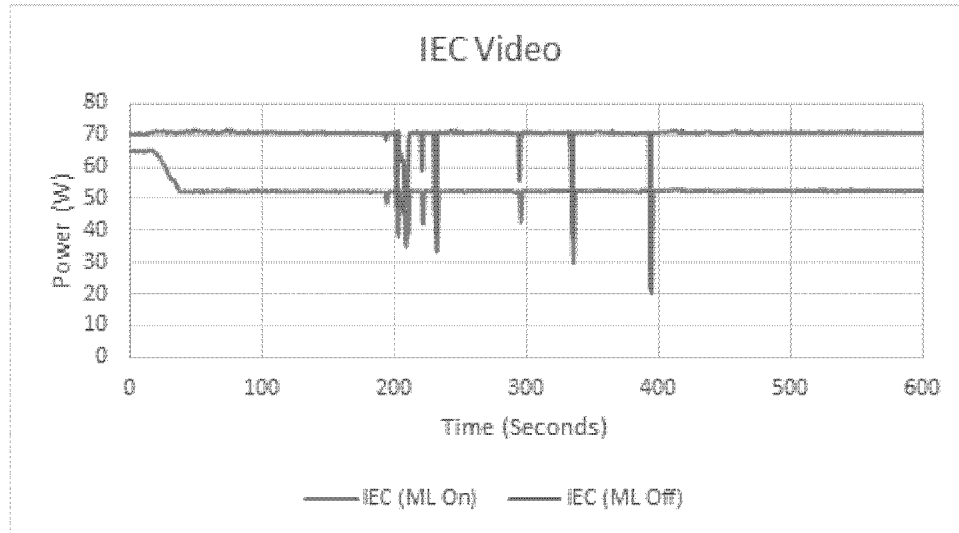


Figure 2: Comparison of Power Usage of ML On versus ML Off for Brand X #1 during Recut

IEC Video

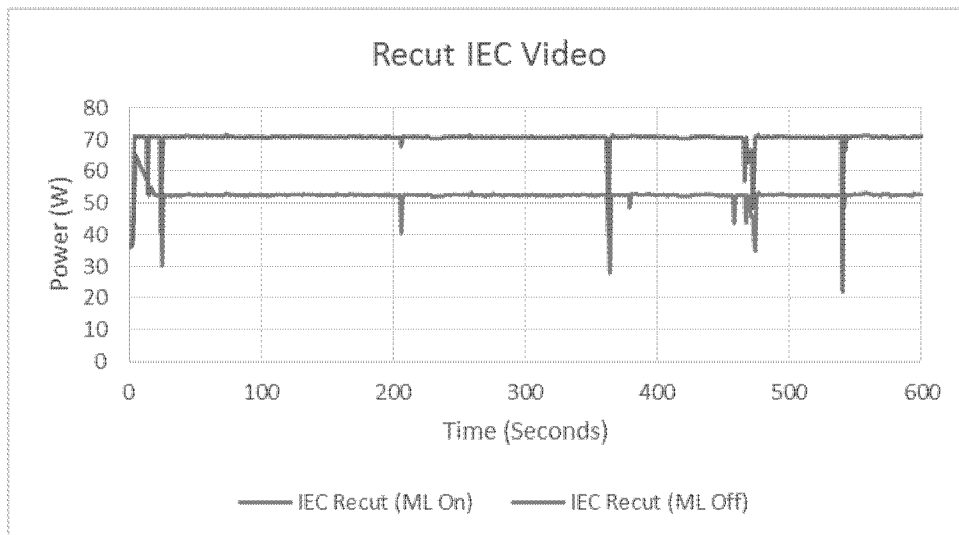


Figure 3: Comparison of Power Usage of ML On versus ML Off for Brand X #1 during Movie 1
Video

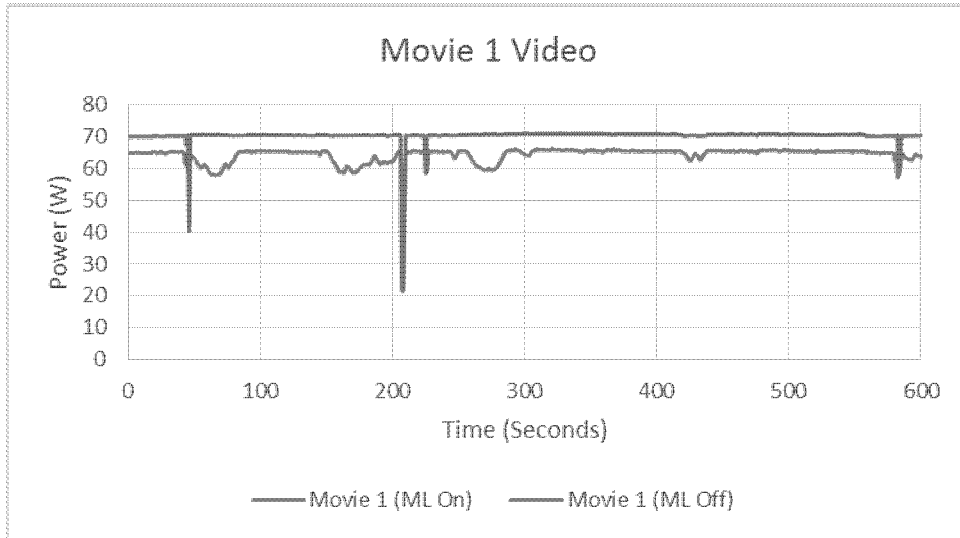


Figure 4: Comparison of Power Usage of ML On versus ML Off for Brand X #1 during Movie 2
Video

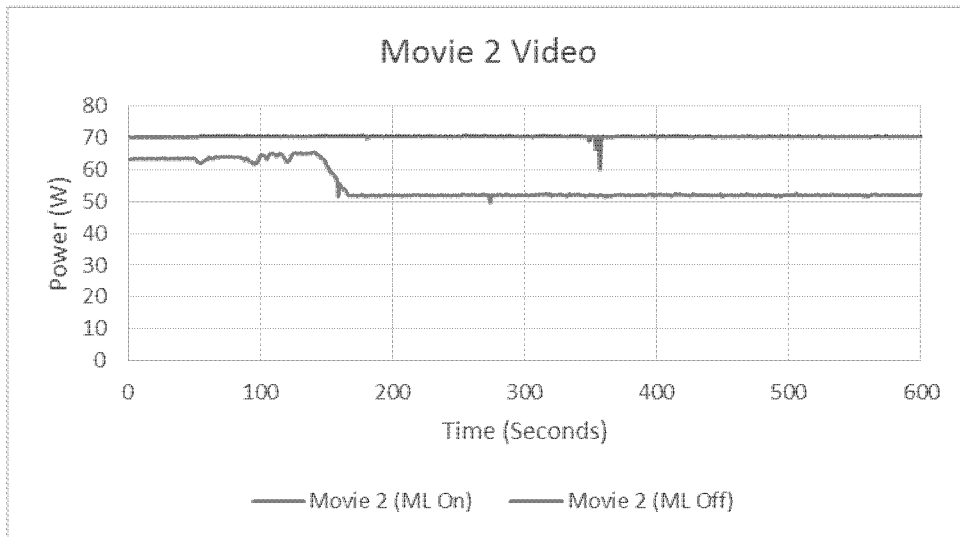


Figure 5: Comparison of Power Usage of ML On versus ML Off for Brand X #1 during News

Video

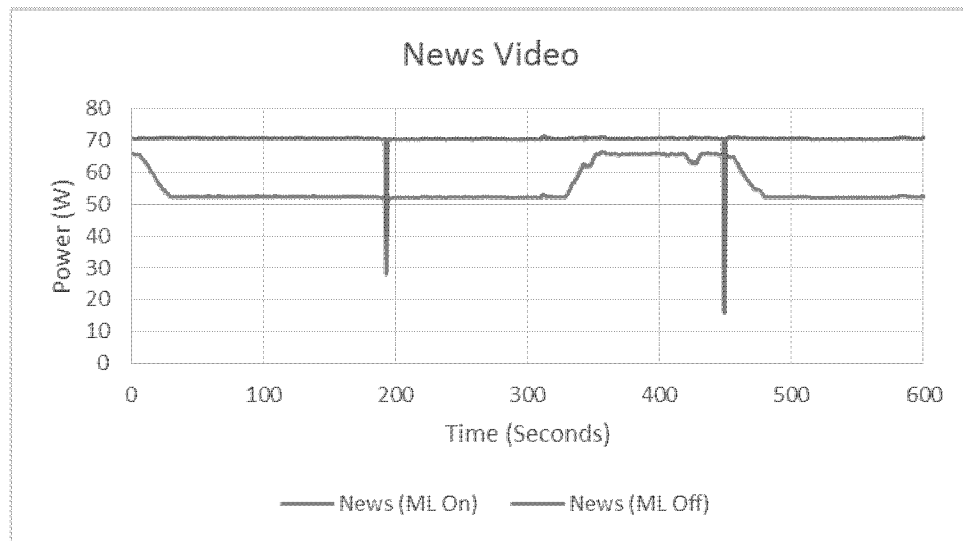


Figure 6: Comparison of Power Usage of ML On versus ML Off for Brand X #1 during Sports 1

Video

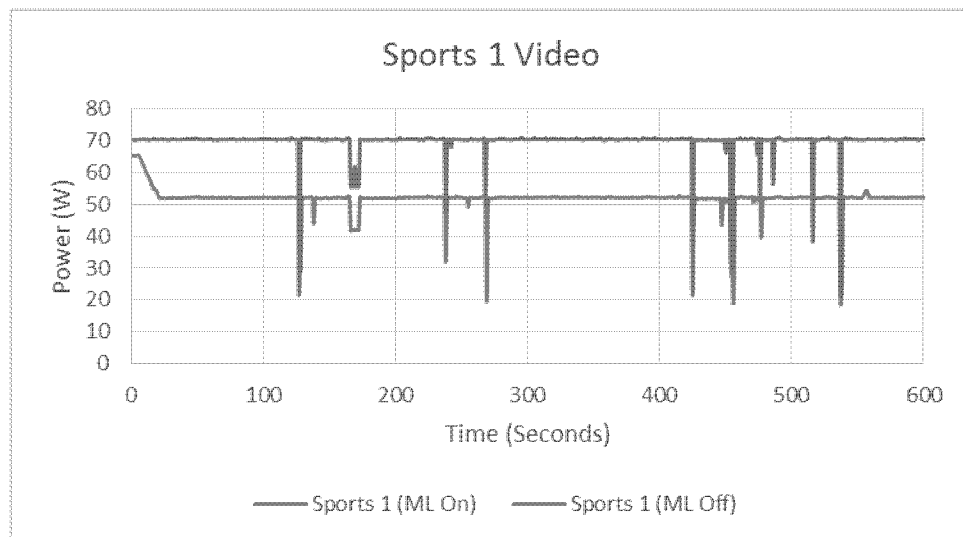
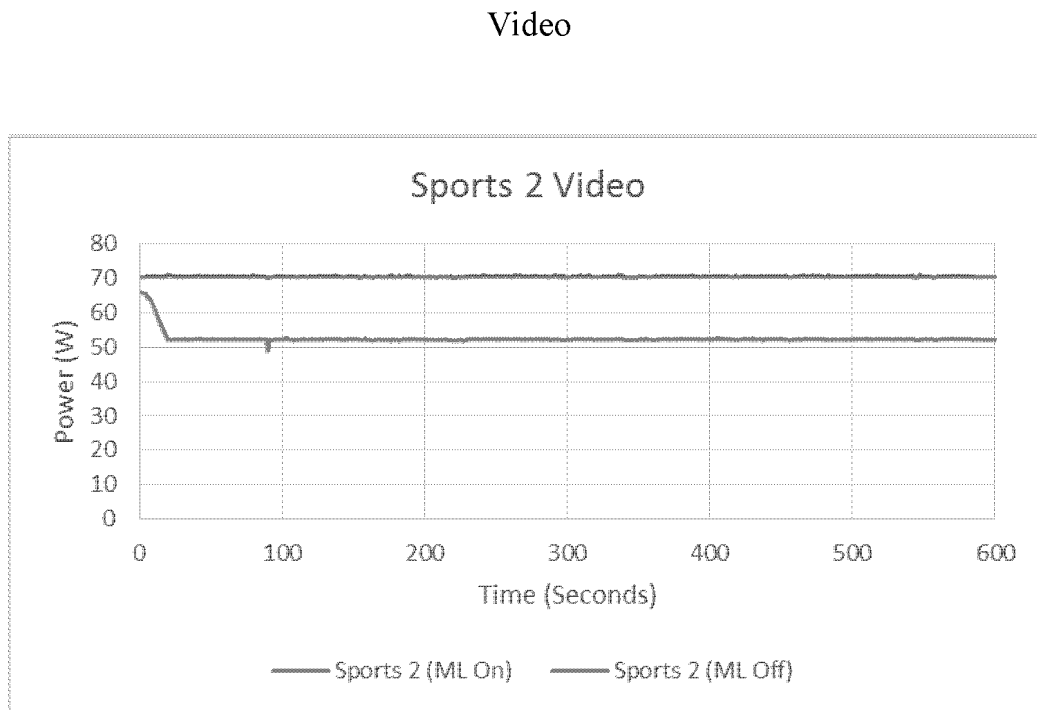


Figure 7: Comparison of Power Usage of ML On versus ML Off for Brand X #1 during Sports 2



BILLING CODE 6450-01-C

In summary, IEC, Sports 1, and Sports 2, ML On caused a sharp reduction in the power draw near the beginning of each clip, and the power draw remained lower for the duration of the clip. In the case of Movie 2, ML On did not cause a reduction in the power draw until

much later in the clip. In the News clip, ML caused the TV to drop in power, except for one portion in the middle of the clip. And for Movie 1, ML had a much smaller impact and did not reduce Brand X 1's power draw significantly. Thus, ML appeared to

detect motion and reduce power when a certain amount of motion was detected.

2. Brand X #3

Table 4 shows the results of the tests for Brand X #3.

TABLE 4—620-SECOND AVERAGE POWER DRAW FOR BRAND X #3 WITH ML ON AND ML OFF

| Video | Brand X #3 (W) | | |
|-----------------|----------------|--------|------------|
| | ML On | ML Off | % Increase |
| IEC | 91.1 | 103.3 | 13 |
| Recut IEC | 93.6 | 102.9 | 10 |
| Movie 1 | 113.2 | 104.2 | -8 |
| Movie 2 | 103.7 | 103.3 | 0 |
| News | 89.7 | 104.2 | 16 |
| Sports 1 | 95.2 | 103.1 | 8 |
| Sports 2 | 87.3 | 104.6 | 20 |

Brand X #3 showed a slightly different behavior than Brand X #1. Although the average power draw by Brand X #3 while playing IEC with ML On was still very close to the lowest power draw across all of the video clips,

the power draw by Brand X #3 while playing News and Sports 2 content was even lower. For Movie 1 and Movie 2, the TV used even more power with ML On than ML Off. With ML Off, the power values were fairly consistent

regardless of video clip. The following power traces over the duration of each clip show in greater detail how ML affected the TV's on-mode power draw.

BILLING CODE 6450-01-P

Figure 8: Comparison of Power Usage of ML On versus ML Off for Brand X #3 during IEC

Video

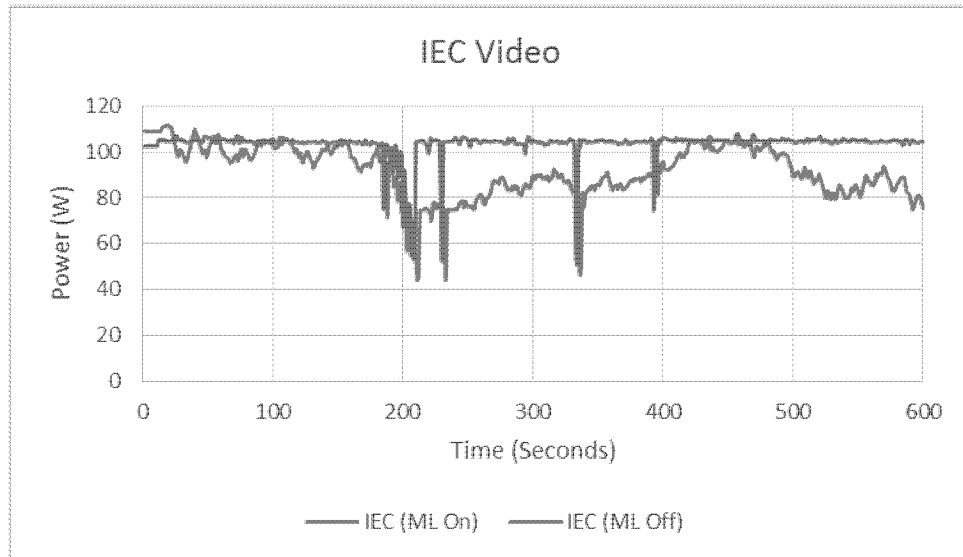


Figure 9: Comparison of Power Usage of ML On versus ML Off for Brand X #3 during Recut

IEC Video

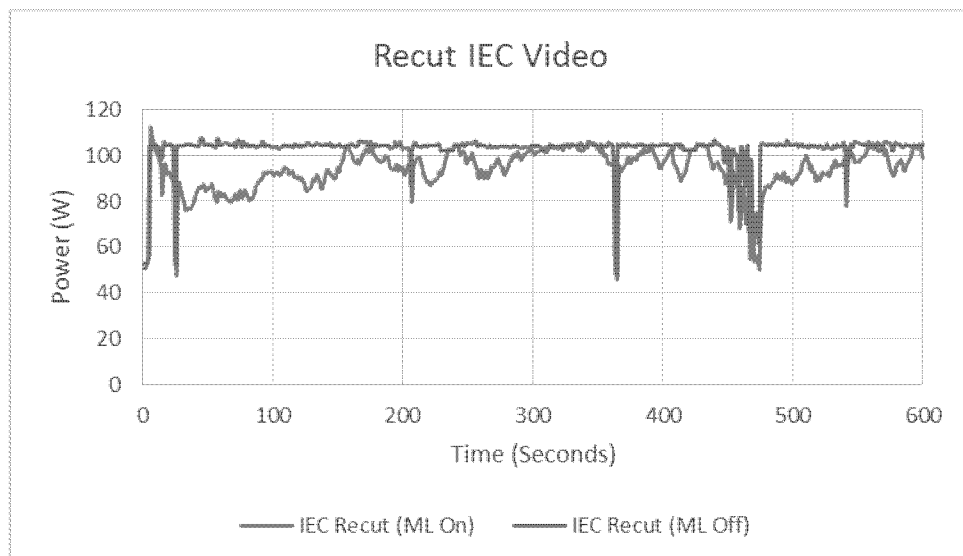


Figure 10: Comparison of Power Usage of ML On versus ML Off for Brand X #3 during Movie

1 Video

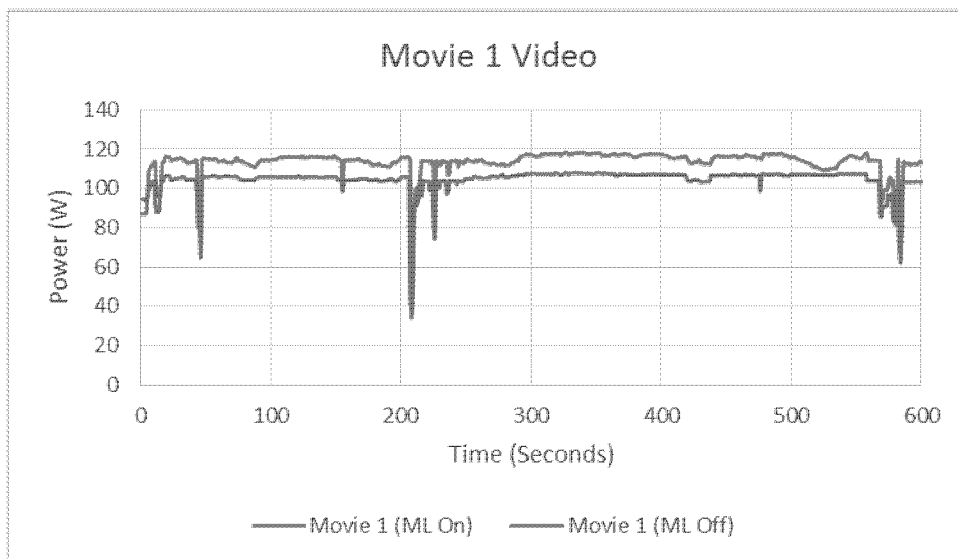


Figure 11: Comparison of Power Usage of ML On versus ML Off for Brand X #3 during Movie

2 Video

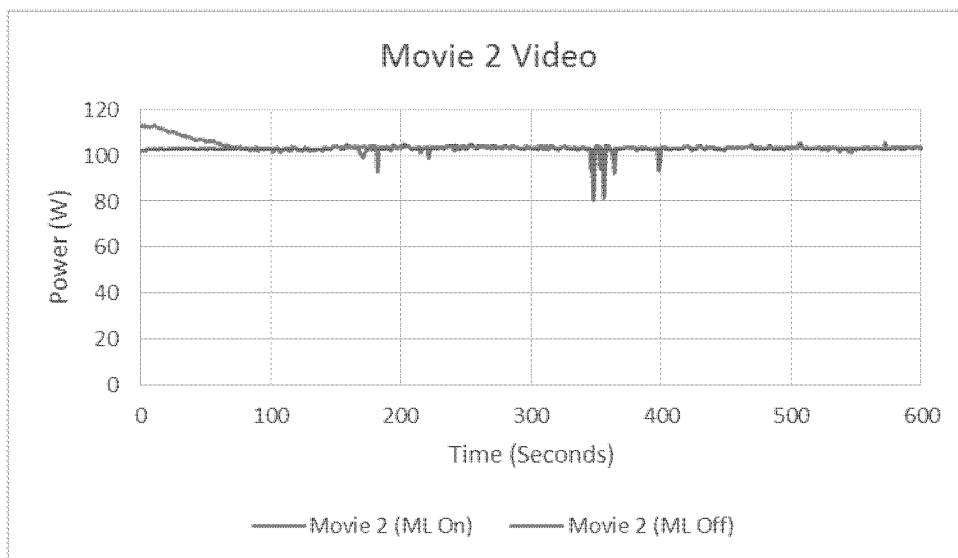


Figure 12: Comparison of Power Usage of ML On versus ML Off for Brand X #3 during News

Video

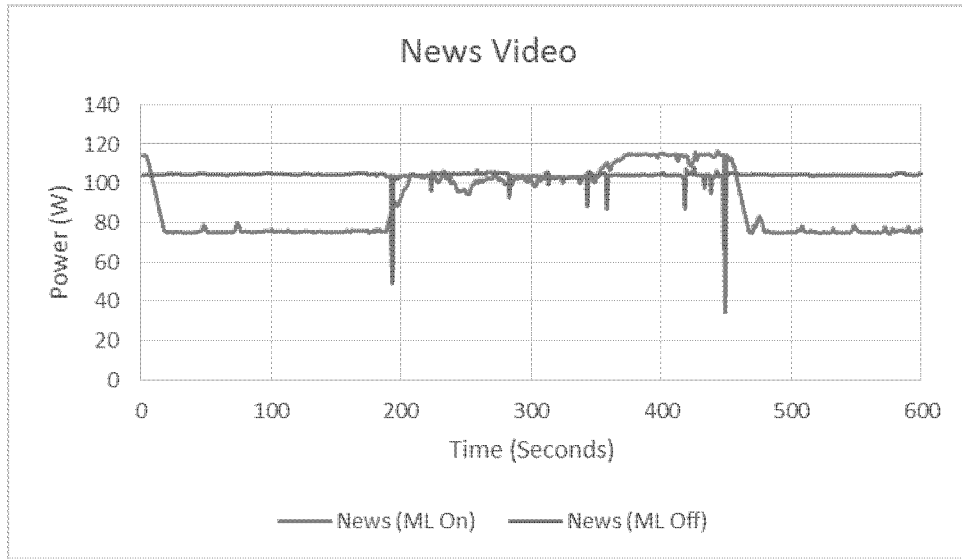


Figure 13: Comparison of Power Usage of ML On versus ML Off for Brand X #3 during Sports

1 Video

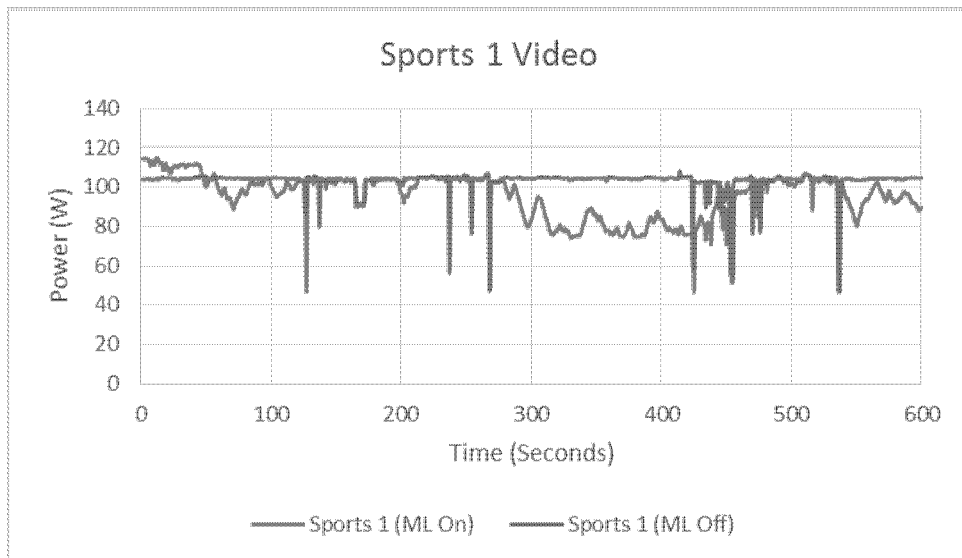


Figure 14: Comparison of Power Usage of ML On versus ML Off for Brand X #3 during Sports

2 Video

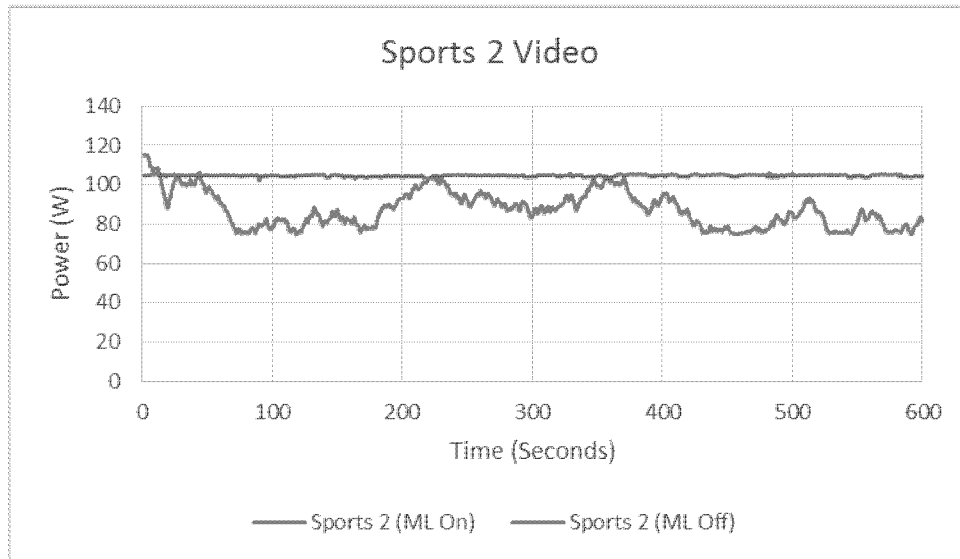


Figure 15: Comparison of Power Usage of MEC High versus MEC Off for Brand Y #4 during

IEC Video

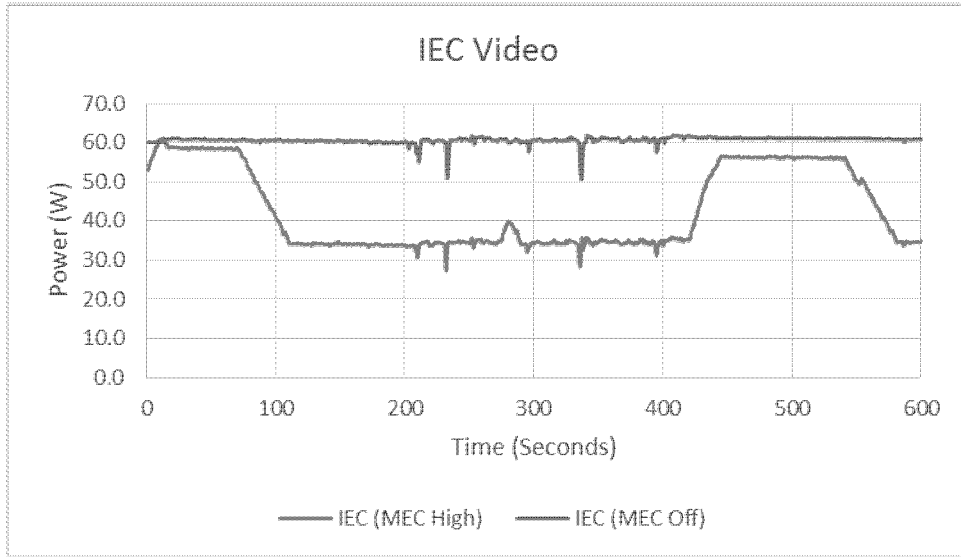
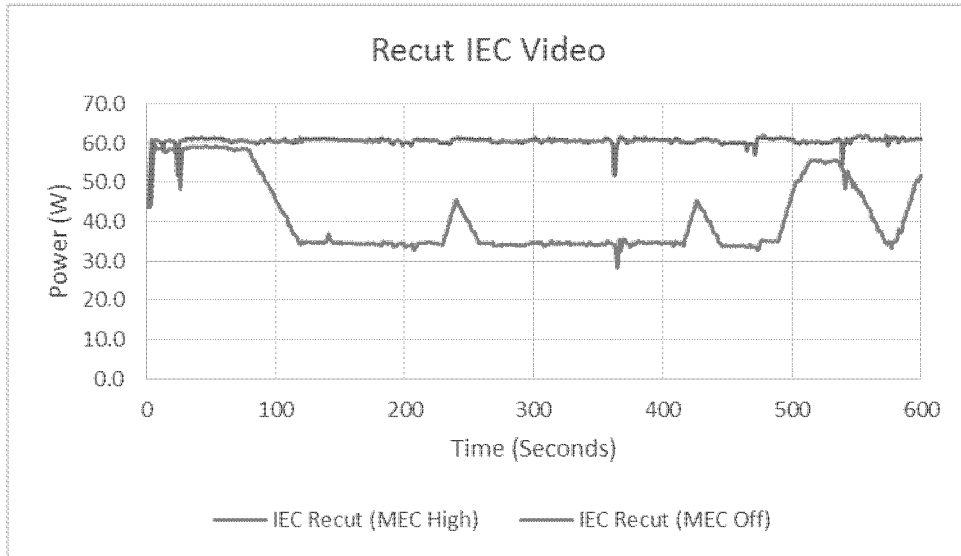


Figure 16: Comparison of Power Usage of MEC High versus MEC Off for Brand Y #4 during

Recut IEC Video



With ML Off, the power traces were all generally flat regardless of video clip. With ML On, the power measurement fluctuated significantly but, unlike

Brand X #1, the measured power was greater for certain clips than with ML Off.

3. Brand Y #4

Table 5 shows the results of the tests for Brand Y #4.

TABLE 5—620-SECOND AVERAGE POWER DRAW FOR BRAND Y #4 WITH MEC HIGH AND MEC OFF

| Video | Brand Y #4 (W) | | |
|-----------------|----------------|---------|------------|
| | MEC High | MEC Off | % Increase |
| IEC | 42.6 | 60.7 | 42 |
| Recut IEC | 41.4 | 60.6 | 46 |
| Movie 1 | 58.1 | 60.5 | 4 |
| Movie 2 | 48.3 | 60.5 | 25 |
| News | 58.7 | 61.1 | 4 |
| Sports 1 | 52.8 | 60.6 | 15 |
| Sports 2 | 58.5 | 60.8 | 4 |

For Brand Y #4, the IEC test clip showed the lowest power draw associated with any of the video clips using MEC High (default). Movie 1, News, and Sports 2 showed little difference between power draw using

MEC High and MEC Off, whereas Movie 2 and Sports 1 showed a larger difference between the two modes. The largest difference in power between MEC High and MEC Off occurred when testing using the IEC clip and the recut

IEC clip. The following power traces over the duration of each clip show in greater detail how MEC affected the TV's on-mode power draw.

BILLING CODE 6450-01-P

Figure 17: Comparison of Power Usage of MEC High versus MEC Off for Brand Y #4 during

Movie 1 Video

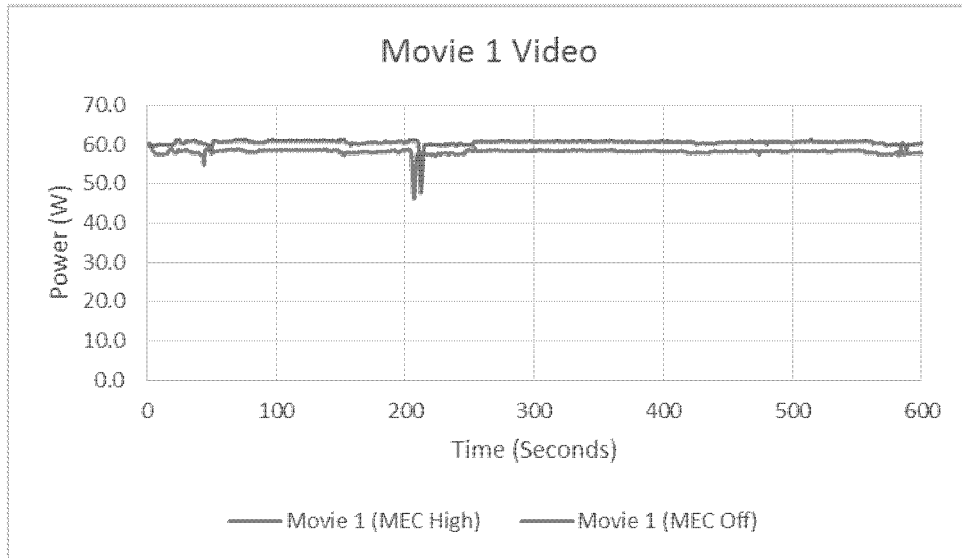


Figure 18: Comparison of Power Usage of MEC High versus MEC Off for Brand Y #4 during

Movie 2 Video

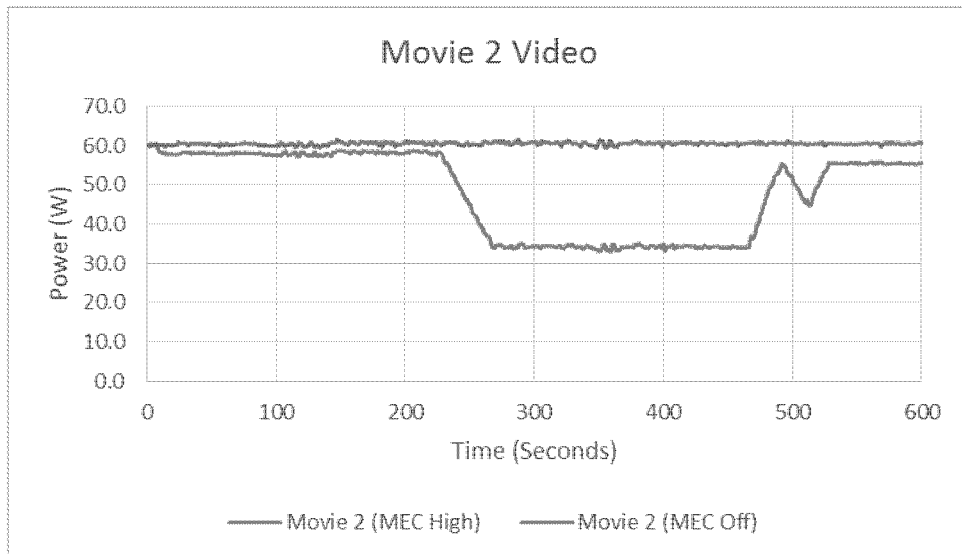


Figure 19: Comparison of Power Usage of MEC High versus MEC Off for Brand Y #4 during News Video

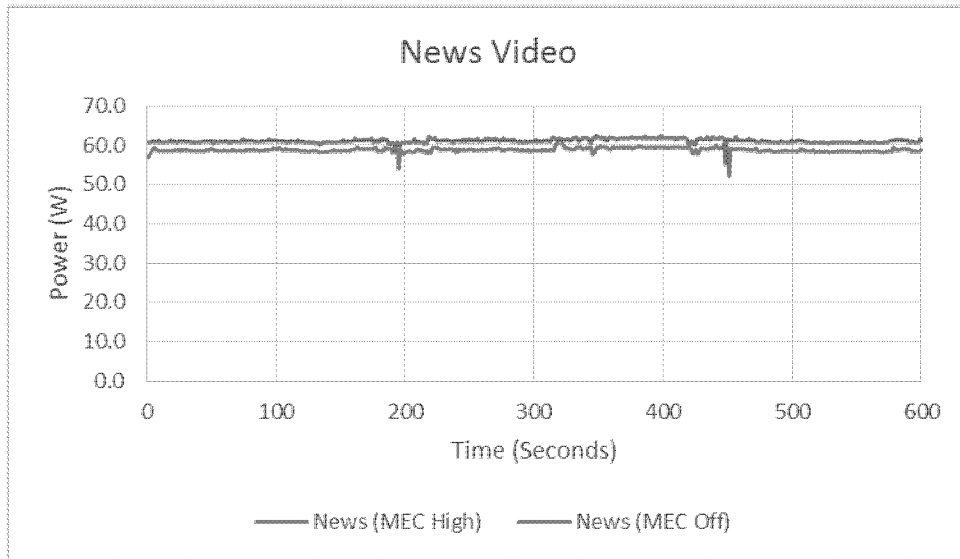


Figure 20: Comparison of Power Usage of MEC High versus MEC Off for Brand Y #4 during Sports 1 Video

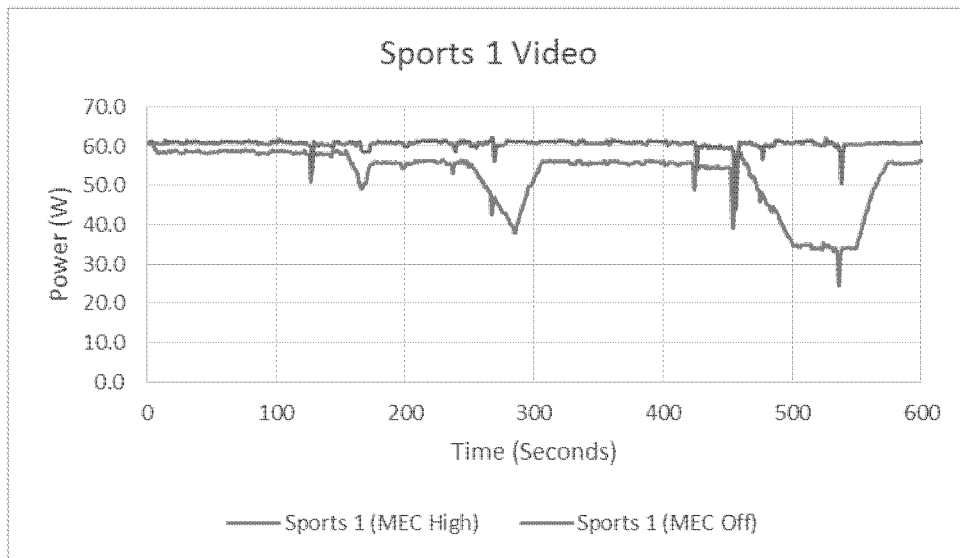
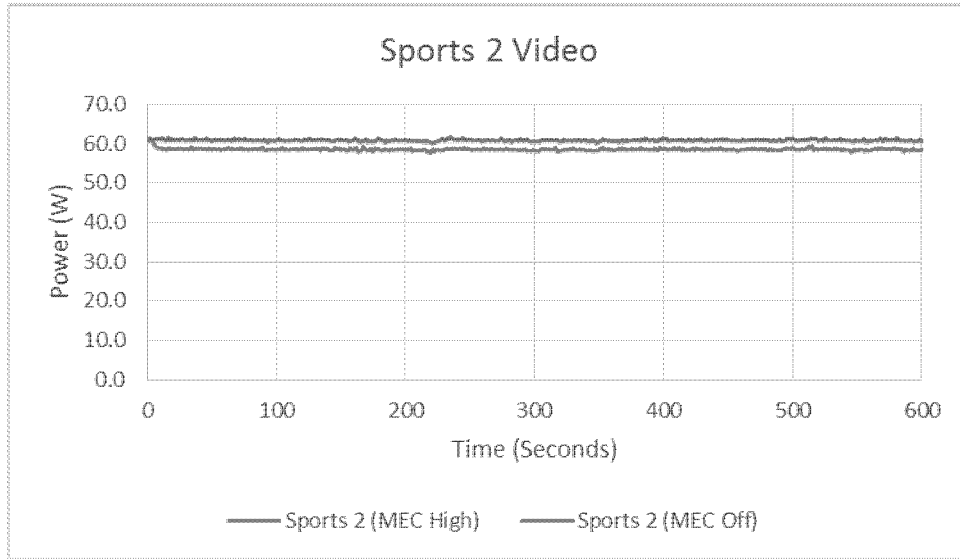


Figure 21: Comparison of Power Usage of MEC High versus MEC Off for Brand Y #4 during Sports 2 Video



BILLING CODE 6450-01-C

For all video clips other than IEC and recut IEC, MEC seemed to have very little impact on the power draw of the TV. Although the MEC setting had some impact on power draw during the Movie 2 and Sports 1 clips, the impact was much less significant than with respect to the IEC clip.

4. Observations

Based on the results, it appears that ML and MEC have different impacts on power draw among different content and TV models. However, for all tested models, the IEC clip usually triggered the largest reduction in power when enabled, implying that the IEC clip and recut IEC clip contained the most

motion among all of the tested video clips. This is consistent with DOE's observation of the IEC test clip, which is composed of short segments of high motion video stitched together, so that the video content has faster changing scenes compared to most content a user typically would watch. Thus, DOE is seeking feedback on the following questions:

- What is the utility to the user of the dimming of screen luminance based on high levels of motion found in television content? Does this feature adversely impact the typical consumer viewing experience?
- What alternative video content could DOE use in its test procedure to better capture TV performance during a

representative average use cycle or period of use?

C. Default Luminance With Motion Detection Functionality

DOE also evaluated how ML and MEC affected the default luminance in the three TV models discussed above, as measured by the DOE test procedure. Because luminance is measured with a static 3-bar image, DOE evaluated whether the ML or MEC feature would have any impact on the luminance of different parts of the screen. Table 6 results show that screen luminance, as measured by the DOE test procedure, is unchanged whether ML or MEC are enabled or disabled.

TABLE 6—MEASURED SCREEN LUMINANCE AND POWER FOR BRAND X #1, BRAND X #3, AND BRAND Y #4

| TV ML/MEC State | Brand X #1 | | Brand X #3 | | Brand Y #4 | |
|---------------------------------------|------------|------|------------|------|------------|------|
| | On | Off | On | Off | On | Off |
| Bottom Luminance (cd/m ²) | 174 | 172 | 227 | 200 | 186 | 186 |
| Center Luminance (cd/m ²) | 191 | 188 | 255 | 223 | 227 | 227 |
| Top Luminance (cd/m ²) | 158 | 155 | 232 | 203 | 188 | 187 |
| Power (W) | 63.1 | 67.5 | 108.9 | 99.4 | 60.4 | 60.4 |

ML and MEC affect the luminance during on-mode testing using a test clip, but this effect is not captured with the luminance test using the static 3-bar image specified in the DOE test procedure. Thus, the luminance test

does not necessarily capture and therefore is not necessarily representative of normal use, depending on whether a TV is shipped with a higher or lower luminance setting. DOE

is seeking information on the following questions:

- Does the current luminance test capture the impact of ML and/or MEC during a representative average use cycle or period of use?

• What alternative luminance tests, if any, would provide useful information about how a TV performs during a representative average use cycle or period of use?

D. Settings That Impact Motion Detection Functionality

Last, DOE evaluated the preset picture settings that enabled ML and MEC in the tested units. While ML and MEC were always enabled in the default picture setting of the tested units, none of the other preset picture settings had these features enabled. For Brand Y, there were 6 preset picture settings other than the default setting (Vivid, Standard, Cinema, Sports, Game, and Expert), all of which disabled MEC. And in the case of Brand X's ML feature, only the default picture setting left ML enabled, and any change to the brightness or contrast of the TV automatically disabled ML. Based on these findings, DOE seeks feedback on the following questions:

- How does the manufacturer determine if a particular picture setting should have this motion detection feature enabled or disabled?

- How common is it for users to operate TVs in the default setting throughout the lifetime of the TV? Are there any data suggesting that users are encouraged to disable motion detection features or any other special function by the user manual or any other product information?

- DOE found that changes to a television's picture setting and/or adjustments to the brightness or contrast of a TV may automatically disable a special function, such as a motion detection feature, that is part of the default setting. Given this finding, does the television test procedure, which conducts the on-mode power test in the default setting, measure on-mode power in the television configuration that is representative of typical use?

E. Forced Menu

DOE recognizes that picture settings, such as brightness and contrast, and configuration of special functions, such as quick start or energy efficiency modes, have a significant impact on the energy consumption of a TV. DOE received numerous comments and went through several revisions of its test procedure proposals¹ in order to establish the current uniform test method for measuring the power consumption of television sets that

provides manufacturers with clear instructions regarding how to configure the picture mode settings for testing the on-mode power draw of a television. As ultimately adopted, the DOE test procedure for televisions requires that on-mode power be measured using the default picture setting. This is the as-shipped preset picture setting that the television enters upon initial set-up. Recognizing that some TVs are designed to automatically display message prompts requiring the user to select configurable options (as opposed to the user proactively entering the settings menu to configure the television), DOE requires in these instances that the most power consumptive option be selected when testing the unit (*see* section 5.5 of the DOE test procedure). Additionally, the test procedure requires that the home configuration be selected, if prompted, from a forced menu (as opposed to a retail configuration).

Essentially, the selection of the home configuration is the only exception to the requirement that the tester must select the most energy consumptive option when setting up a television for the on-mode test. So, if given a choice between home or retail configurations, the tester should always select the home configuration even if the retail configuration is more consumptive. For any other prompt, whether it is from the initial setup menu or a separate message prompt that appears at another time during the on-mode operation of the TV, the tester must always select the most energy consumptive configuration. DOE's intent is to ensure that manufacturers include energy-saving features as part of the default picture setting (without automatically displaying a message prompt to configure the feature) if they wish for that feature to be enabled when measuring the on-mode power. While DOE is certainly not opposed to manufacturers providing options that make their televisions more efficient than the default settings, DOE intends for the test procedure to capture the power of a TV that is measured using the most commonly used picture setting—which DOE assumed to be the default setting. A TV is only tested with special functions that reduce energy consumption turned on if they are truly part of the most commonly used settings (currently presumed to be default), and there are no prompts that appear which provide users an option to disable them.

In providing these specifications, DOE attempted to cover all television design scenarios to ensure that the TV was set up in this manner. However, one manufacturer has argued that the current language in the DOE test

procedure allows users to select options other than the most consumptive configuration during initial television setup under certain forced menu designs. For example, in the preamble to the TV test procedure final rule, DOE assumed a forced menu would first request selecting either home or retail configuration, and then subsequent message prompts that appear after the initial selection of home or retail would request configuration of other special functions, such as enabling or disabling energy efficient modes. In discussing the configuration of special functions in the preamble to the TV test procedure final rule, DOE discussed the special function configuration criteria in section 5.5 of the DOE Test Procedure assuming that the message prompt requesting configuration of a special function came after the initial selection of the home configuration from a forced menu. While DOE assumed this message prompt would come after the initial selection of the home configuration from a forced menu, DOE's intention is that manufacturers would select the most energy consumptive option if prompted at any time, even if that question came on the initial forced menu before the initial selection of the home configuration. DOE clarified the television configuration requirements by issuing a final guidance document in April 2014² that clearly specified the most power consumptive configuration must be selected whenever a message prompt is displayed requesting configuration of a special function, including configurations selected from a forced menu. However, given the findings discussed in paragraph (d) of this RFI that energy saving features may automatically disable when changing preset picture settings or adjusting television brightness or contrast, DOE requests stakeholder comments on whether testing the television in its default configuration is appropriate.

Given the advancement in television design, the ability of manufacturers to customize the design of their forced menus, and the rationale behind testing televisions in the default configuration, DOE seeks to ensure that the forced menu, special function configurations, and any other requirements related to setting up the television for conducting the on-mode power measurement are clear and representative of an average use cycle.

Hence, DOE is soliciting comment on the following questions:

² See http://www1.eere.energy.gov/guidance/detail_search.aspx?IDQuestion=647&pid=2&spid=1.

¹ Television Test Procedure Notice of Proposed Rulemaking, 77 FR 2830 (January 19, 2012) and Television Test Procedure Supplemental Notice of Proposed Rulemaking, 78 FR 15807 (March 12, 2013).

- Is the regulatory text clear on how to set-up a television for testing? Are there ways for definitions or requirements in the television test procedure regulatory text to be rewritten to ensure that all requirements related to setting up a television for testing are objective and would apply uniformly regardless of television design?

- Should DOE consider measuring on-mode power in picture settings other than the default picture setting? If so, what picture setting(s) should be tested, and how can DOE prescribe picture setting testing requirements that are representative of television settings during a representative average use cycle or period of use, as well as ensure that the requirements are repeatable and reproducible in a laboratory testing environment?

III. Submission of Comments

DOE invites all interested parties to submit in writing by July 25, 2016, comments and information on matters addressed in this RFI and on other matters relevant to the test procedure for televisions.

After the close of the comment period, DOE will begin collecting data, conducting analyses, and reviewing public comments. These actions will be taken to aid in the revision of the test procedure NOPR for televisions, if DOE determines that revisions are necessary.

DOE considers public participation to be a very important part of the process for developing test procedures. DOE actively encourages the participation and interaction of the public during the comment period. Interactions with and between members of the public provide a balanced discussion of the issues and assist DOE in the rulemaking process. Anyone who wishes to be added to the DOE mailing list to receive future notices and information about this rulemaking may do so at https://www1.eere.energy.gov/buildings/appliance_standards/product.aspx/productid/34.

Issued in Washington, DC, on June 16, 2016.

Kathleen Hogan,

Deputy Assistant Secretary for Energy Efficiency, Energy Efficiency and Renewable Energy.

[FR Doc. 2016-14982 Filed 6-23-16; 8:45 am]

BILLING CODE 6450-01-P

DEPARTMENT OF TRANSPORTATION

Federal Aviation Administration

14 CFR Part 71

[Docket No. FAA-2016-6138; Airspace Docket No. 16-AEA-3]

Proposed Amendment of Class E Airspace, Indiana, PA

AGENCY: Federal Aviation Administration (FAA), DOT.

ACTION: Notice of proposed rulemaking (NPRM).

SUMMARY: This action proposes to amend Class E airspace at Indiana, PA, to accommodate the new runway at Indiana County Airport (Jimmy Stewart Field). Controlled airspace is necessary for the safety and management of instrument flight rules (IFR) operations at the airport. This action also would update the geographic coordinates of airport.

DATES: Comments must be received on or before August 8, 2016.

ADDRESSES: Send comments on this proposal to: U.S. Department of Transportation, Docket Operations, M-30, West Bldg. Ground Floor Rm. W12-140, 1200 New Jersey Avenue SE., Washington, DC 20590; Telephone: (202) 366-9826; Fax: 202-493-2251. You must identify the Docket Number FAA-2016-6138; Airspace Docket No. 16-AEA-3, at the beginning of your comments. You may also submit and review received comments through the Internet at <http://www.regulations.gov>. You may review the public docket containing the proposal, any comments received, and any final disposition in person in the Dockets Office between 9:00 a.m. and 5:00 p.m., Monday through Friday, except Federal holidays. The Docket Office (telephone 1-800-647-5527), is on the ground floor of the building at the above address.

FAA Order 7400.9Z, Airspace Designations and Reporting Points, and subsequent amendments can be viewed on line at http://www.faa.gov/air_traffic/publications/. For further information, you can contact the Airspace Policy Group, Federal Aviation Administration, 800 Independence Avenue SW., Washington, DC 20591; telephone: 202-267-8783. The Order is also available for inspection at the National Archives and Records Administration (NARA). For information on the availability of FAA Order 7400.9Z at NARA, call 202-741-6030, or go to http://www.archives.gov/federal_register/code_of_federal_regulations/ibr_locations.html.

FAA Order 7400.9, Airspace Designations and Reporting Points, is published yearly and effective on September 15.

FOR FURTHER INFORMATION CONTACT: John Fornito, Operations Support Group, Eastern Service Center, Federal Aviation Administration, P.O. Box 20636, Atlanta, Georgia 30320; telephone (404) 305-6364.

SUPPLEMENTARY INFORMATION:

Authority for This Rulemaking

The FAA's authority to issue rules regarding aviation safety is found in Title 49 of the United States Code. Subtitle I, Section 106 describes the authority of the FAA Administrator. Subtitle VII, Aviation Programs, describes in more detail the scope of the agency's authority. This rulemaking is promulgated under the authority described in Subtitle VII, Part, A, Subpart I, Section 40103. Under that section, the FAA is charged with prescribing regulations to assign the use of airspace necessary to ensure the safety of aircraft and the efficient use of airspace. This regulation is within the scope of that authority as it would amend Class E airspace at Indiana County Airport (Jimmy Stewart Field), Indiana, PA.

Comments Invited

Interested persons are invited to comment on this proposed rulemaking by submitting such written data, views, or arguments, as they may desire. Comments that provide the factual basis supporting the views and suggestions presented are particularly helpful in developing reasoned regulatory decisions on the proposal. Comments are specifically invited on the overall regulatory, aeronautical, economic, environmental, and energy-related aspects of the proposal.

Communications should identify both docket numbers (FAA Docket No. FAA-2016-6138; Airspace Docket No. 16-AEA-3) and be submitted in triplicate to the address listed above. You may also submit comments through the Internet at <http://www.regulations.gov>.

Persons wishing the FAA to acknowledge receipt of their comments on this action must submit with those comments a self-addressed stamped postcard on which the following statement is made: "Comments to Docket No. FAA-2016-6138; Airspace Docket No. 16-AEA-3." The postcard will be date/time stamped and returned to the commenter.

All communications received before the specified closing date for comments will be considered before taking action